



Republic of the Philippines
Philippine Economic Zone Authority

MEZ BIDS AND AWARDS COMMITTEE
Tel. No. 340-0593; www.peza.gov.ph; mez-bac@peza.gov.ph;
mezbac@peza.gov.ph

BID BULLETIN for Project No. PEZA MEZ 2023-009

27 October 2023

Notice is hereby given to all prospective bidders for the project, **Supply, Delivery and Installation of Air Conditioning Units at MEZ Ground Floor Receiving Area (Re-bidding):**

That attached Lay-out Plan, Revised Technical Specifications and Clarifications on Questions raised during the Pre-bid Conference be part of the PBD.

This Bid Bulletin is issued this 27 October 2023, for guidance and information of all concerned.

Very truly yours,


MR. ARNEL M. SUYU
MEZ BAC Chairperson



"Made in the Philippines is best
The Philippines is Best to invest in"

Project: Supply, Delivery and Installation of Air Conditioning Units at MEZ Ground Floor Receiving Area
Subject: Revised Technical Specifications
Date: Oct. 27, 2023

Annex "B"
Technical Specifications

Item No.	Qty	Specifications	Statement of Compliance (State whether "Comply" or "Not Comply")
1	1 lot	5 brand new Split-type Floor Mounted Air Conditioning units	
		*Rated Cooling Capacity: 36,000 Btu/hr	
		*Power Supply: 220V-60Hz- Single Phase	
		*Refrigerant: R32 or R410A	
		*Inverter technology	
		*Warranty 1 year on parts & labor, and at least 5 years on compressor.	
		*1 year quarterly preventive maintenance and troubleshooting, as necessary.	
		***submit brochure and/or Cert. of Manufacturer as proof of compliance and Warranty Certification from the bidder.	
		Note: AC unit drain lines and insulated refrigerant lines are exposed.	
		Electrical scope: Supply(Labor and Materials) and Installation of the feeder wire from MDP down to sub panel board,ECB for each 4 unit condenser. Including ECB (Enclosure Circuit breaker) NEMA 3R per 5 units Brand New Split type floor Mounted Air Conditioning unit. For 1 unit New Split type floor Mounted ACU installed at EAD, Power supply comes from the spare circuit breaker at FSD Panel down to the ECB located at condensing area.	

	Panel boards, wires, ECB and accessories are supplied by the SUPPLIER / CONTRACTOR .	
	The SUPPLIER/CONTRACTOR must have a Manufacturer's Certification indicating the following:	
	-authorized to distribute / resell / deal the certain product being offered.	
	- authorized to install and to troubleshoot, with well-verse technicality.	
	The SUPPLIER/CONTRACTOR must have a technical office, within Cebu Province, that can provide immediate response within 72 hours for troubleshooting and regular precautionary maintenance. ***submit business permit of the Technical office as proof of compliance.	
	Duration : Within 60 Calendar Days from the issuance date of Notice to Proceed. *Refer to Mechanical & Electrical Plans provided for addl technical specifications & details.	
	note: Bidders should specify the exact brand and models of the units that they offer.	

AUTHORIZED SIGNATORY:

(Signature over Printed Name)

DATE: _____

Clarifications on Questions raised during the Pre Bid Conference on 27 October 2023:		
Questions	Answer	
1. Is there a need of Electrical Engineer for wire sizing?	PEZA Electrical Engr provided the sizing computation of wires. See electrical layout plan.	
2. Is it ok to submit a photocopy of the brochure but CTC?	Yes, need be CTC.	
3. Is the drain line exposed?	Yes, it is exposed.	
4. From MDP to sub panel, 1P or 3P?	MDP to sub panel is 3P.	
5. Sub panel to Distribution?	Yes, 1P.	
6. Scope of work for electrical?	Yes, see revised technical specification.	
7. Manufacturing Certificate with statement of nationwide?	omission of " nationwide".	
8. Power supply to panel board to service breaker.	See revised technical specification.	
9. Electrical scope on condenser unit is included in the scope?	See revised technical specification.	
10. Specification of circuit breaker and MCCB?	See revised technical specification.	
11. 3 phase to Single phase	Single phase 5 new Split Floor Mounted ACU	
12. Power Supply including electrical supply	Supply labor and installation of materials for Electrical scope	

NOTES:

ELECTRICAL FEEDER AND ENCLOSURE

*WIRES SHALL BE INSULATED WITH PVC (POLYVINYL CHLORIDE), NYLON JACKET TYPE THHN, RATED AT 90°C (DRY) AND 75°C (WET), MAXIMUM OF 600 VOLTS AC APPLICATION AND SHALL COMPLY WITH THE PHILIPPINE STANDARDS, ECB ENCLOSURE SHALL BE OF NEMA-3R SWINGING DEAD-FRONT-TYPE WITH COVERS.

ELECTRICAL CONDUIT

*PVC ELECTRICAL CONDUITS ARE TO BE USED TO CONNECT FROM THE AC CONDENSING UNITS FROM THE POINT OF ENTRANCE OF THE BUILDING OR WHEREVER IS APPLICABLE TO THE APPROPRIATE CIRCUIT BREAKER AT THE DISTRIBUTION PANEL AND FAN COIL UNIT. FITTINGS, CONNECTORS AND ACCESSORIES SUITABLE FOR ELECTRICAL CONDUITS SPECIFIED ABOVE ARE TO BE USED.

WIRE SIZE FROM MAIN PANEL: MDP TP PP-AIRCON HALLWAY PANEL, 60MM² THHN STRANDED WIRE TO BE USED.

PP-Aircon Hallway

Ckt.	Description	AB	BC	CA	AT	Pole	Wire
1	4 HP AC (Receiving area)	31					2-8.0mm Thhn + 3.0 mm thhn in 1 1/4 PVC
2	4 HP AC (near EAD)	31					2-8.0mm Thhn + 3.0 mm thhn in 1 1/4 PVC
3	4 HP AC (near EHSD)		31				2-8.0mm Thhn + 3.0 mm thhn in 1 1/4 PVC
4	4 HP AC (near RAMP)			31			2-8.0mm Thhn + 3.0 mm thhn in 1 1/4 PVC
5	SPARE						2-8.0mm Thhn + 3.0 mm thhn in 1 1/4 PVC

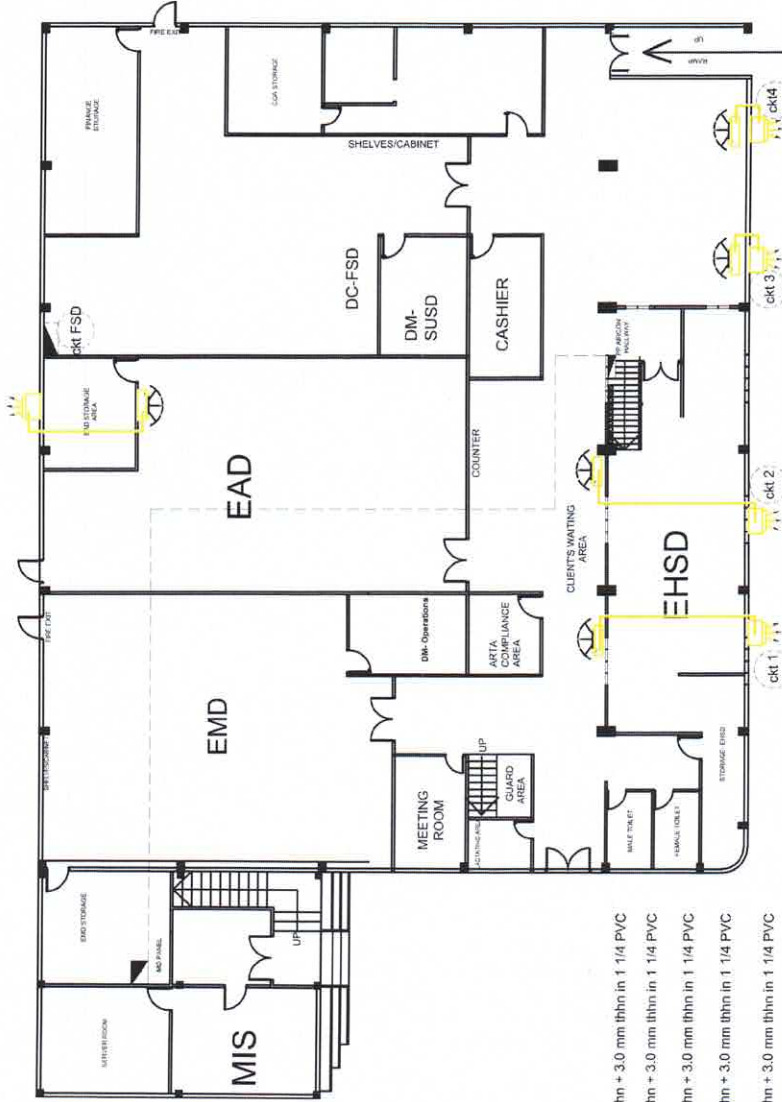
$I_w = (3p + I_h \times 0.25) / F$ $I_{cb} = (3p + I_h \times 2.0) / 0.8$

$= (62 + 31 \times 0.25) / 0.80$ $= (55.8 + 31 \times 2.0) / 0.8$

$= 55.8 \text{ amps}$ $= 94.24 \text{ amps}$

Use: 3 - 80 mm² THHN + 8.0 THHN GND Use: 150 AT 220V-3ph 60 Hz

NOTE: 4 HP AC (EAD) connect to near FSD Panel Board ACU provided ckt FSD



GF ACU LAYOUT PLAN

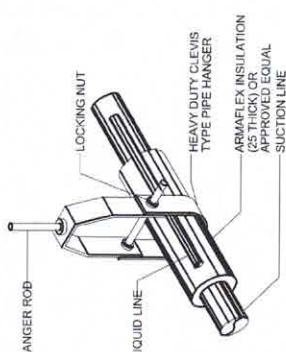
SCALE: 1 / 100 M

NOTES:

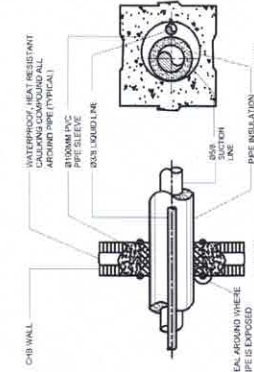
REFRIGERANT PIPE AND RUBBER INSULATION

*REFRIGERANT PIPES SHALL BE HARD DRAWN TYPE M COPPER PIPES FROM FAN COIL UNITS TO THE AC CONDENSING UNIT (OUTDOOR). FITTINGS, CONNECTORS AND OTHER ACCESSORIES SUITABLE FOR COPPER PIPES ARE TO BE USED.

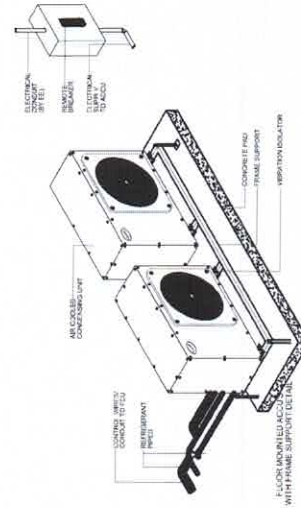
*RUBBER INSULATION WITH APPROPRIATE INNER DIAMETER AND 1/8" THICKNESS ARE TO BE USED TO INSULATE THE REFRIGERANT PIPES AND WRAPPED WITH POLYETHYLENE TAPE.



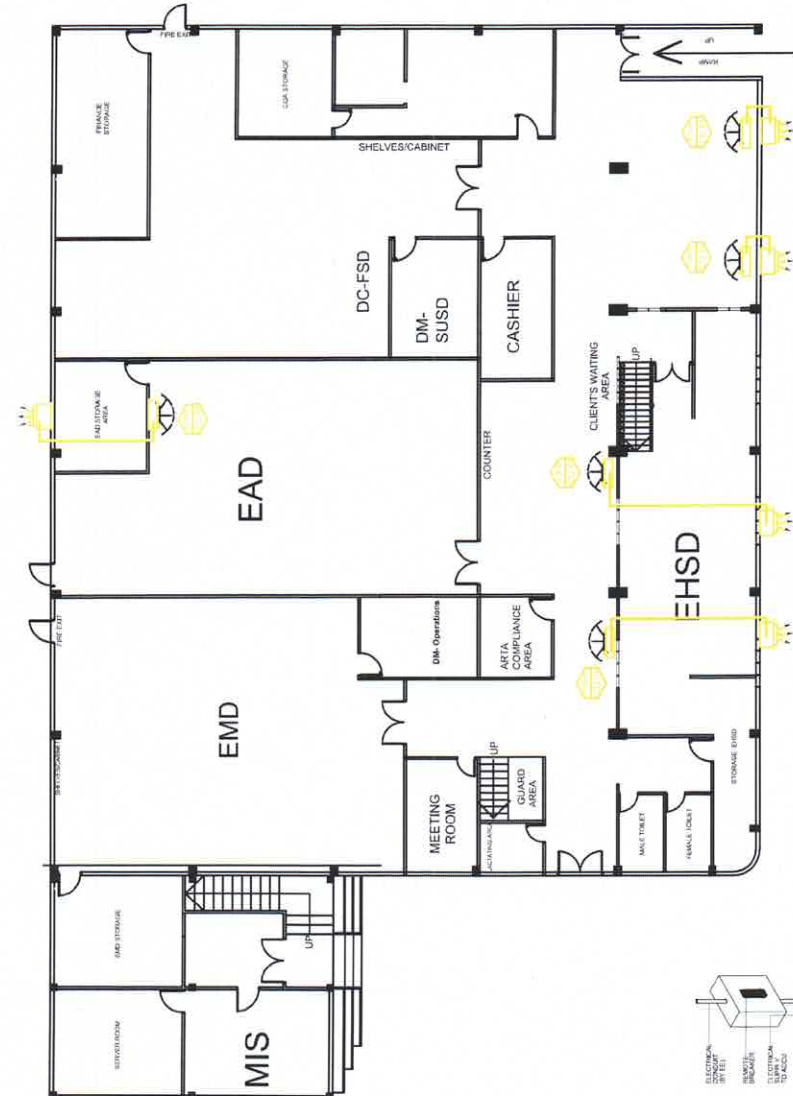
2 REFRIGERANT PIPE HANGER DETAIL



1 REFRIGERANT PIPE THRU WALL DET.



3 ACCU MOUNTING DETAIL



GF ACU LAYOUT PLAN

SCALE: 1 / 100 M

<p>PHILIPPINE ECONOMIC ZONE AUTHORITY</p>	<p>PROJECT TITLE: SUPPLY, DELIVERY, AND INSTALLATION OF AIR CONDITIONING UNITS AT MEZ GROUND FLOOR RECEIVING AREA</p> <p>LOCATION: NAVAL COMPOUND, MEZ 1, LUPATLUPAT CITY</p>	<p>PREPARED BY: JD CANDIO MECHANICAL ENGINEER</p>	<p>CHECKED BY: J. ESOTO MECHANICAL ENGINEER</p>	<p>RECOMMENDED BY: ARNEL M. SIYU MECHANICAL ENGINEER</p>	<p>APPROVED BY: ATTY. ABDULLAH ADEL-KHAN P. ALUG Zone Administrator for MEZ and Yambo Sezs</p>	<p>SHEET NO. 1 / 1</p> <p>M / 1 PAGE</p>
-------------------------------------------	-----------------------------------------------------------------------------------------------------------------------------------------------------------------------------------	----------------------------------------------------------------	--------------------------------------------------------------	-----------------------------------------------------------------------	--------------------------------------------------------------------------------------------------------	--------------------------------------------------